

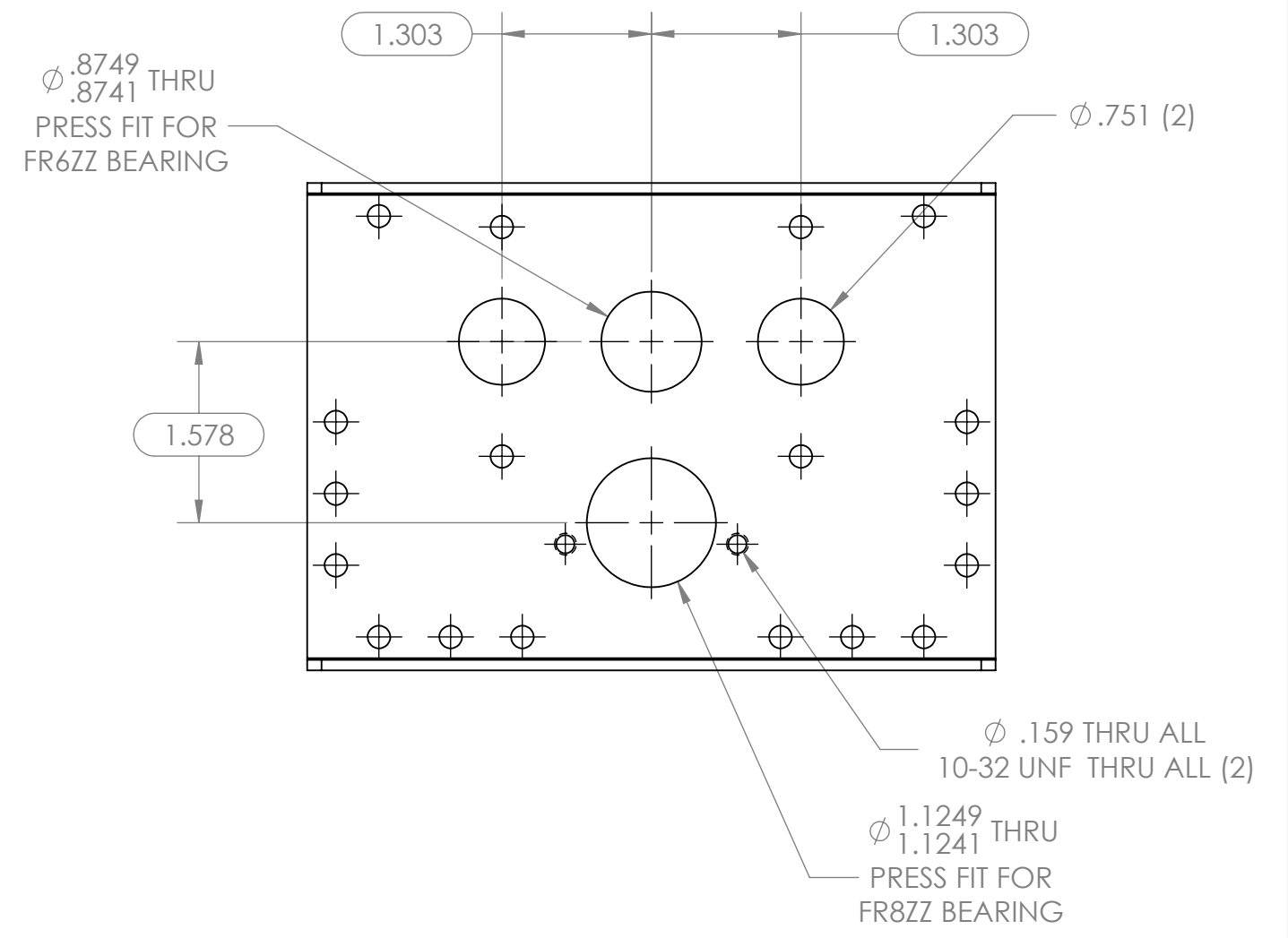
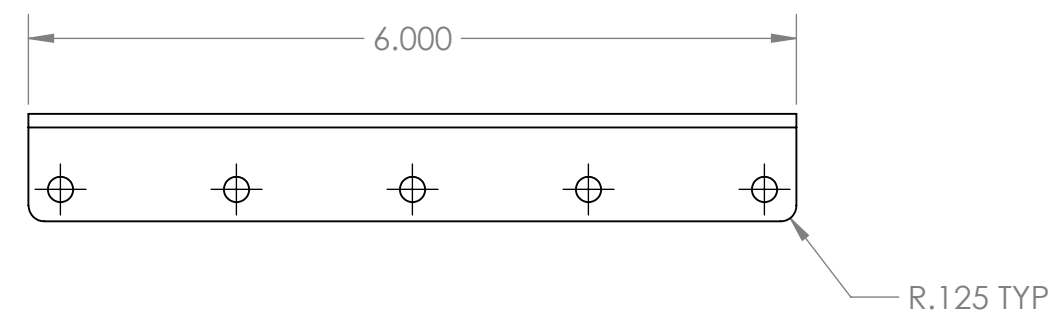
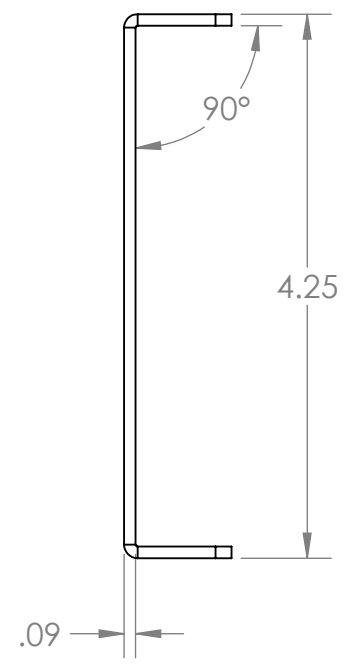
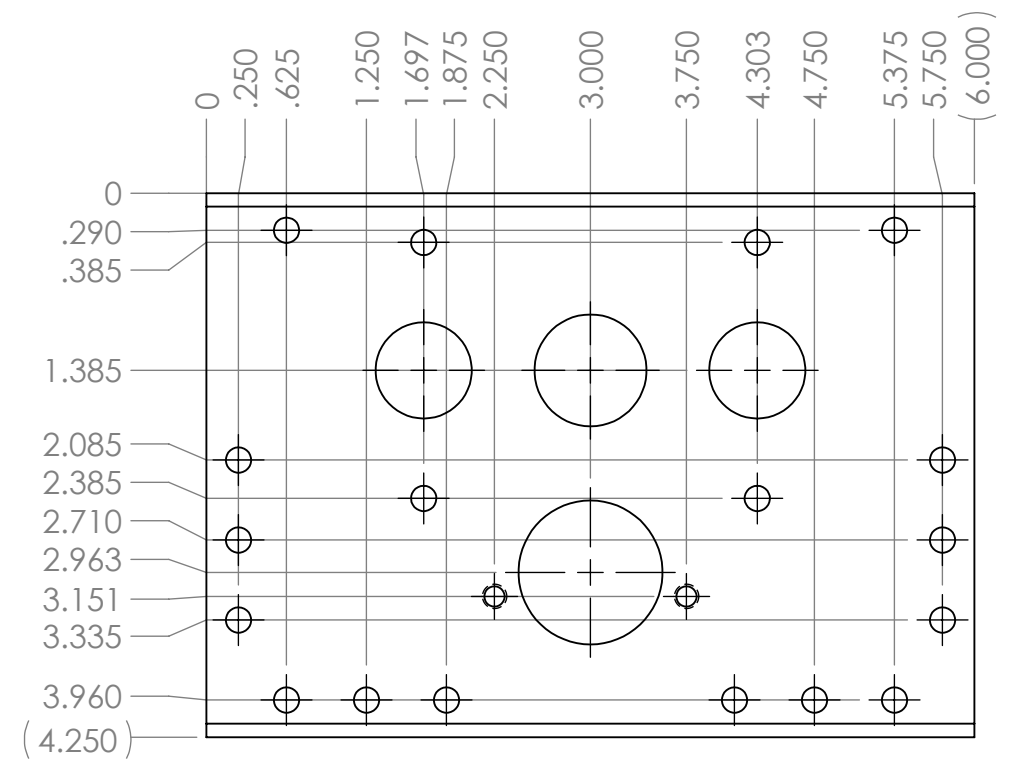
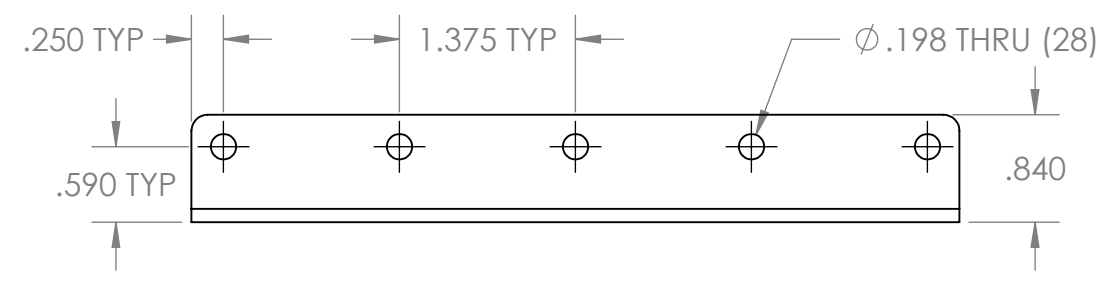
4

3

2

1

REVISION HISTORY			
REV.	DESCRIPTION	DATE	DRAWN BY
4	REDRAWN TO AM DWG STANDARDS. NO FEATURE CHANGES OCCUR IN THIS REVISION.	8/9/2016	N. LAWRENCE
5	FIXED THE HOLE TOLERANCES TO MEET AMDS-1	5/11/2018	B. HODSON



\*\*\* SEE CAD FOR ADDITIONAL TOOLPATH INFO\*\*\*

UNLESS OTHERWISE SPECIFIED:		COMMENTS:			
<b>DIMENSIONS ARE IN INCHES</b>		DUAL DIMENSIONS ARE IN MILLIMETERS.			
TOLERANCES:		BREAK ALL SHARP EDGES.		TITLE:	
FRACTIONAL	±1/16			AM SHIFTER	
ANGULAR: MACH	±1°			OUTSIDE PLATE	
ANGULAR: BEND	±5°			SIZE	
ONE PLACE DECIMAL	±0.1			DWG. NO.	REV
TWO PLACE DECIMAL	±0.01			<b>B</b>	5
THREE PLACE DECIMAL	±0.005			SCALE: 1:1.5 SHEET 1 OF 1	
FOUR PLACE DECIMAL	±0.0005				
MATERIAL	CRS	CHECKED	NAME	DATE	
FINISH	ZINC PLATED	ENG APPR.	NL	5/11/2018	
DO NOT SCALE DRAWING		MFG APPR.			
		Q.A.			

4

3

2

1

B

B

A

A