

4

3

2

1

REVISION HISTORY			
REV.	DESCRIPTION	DATE	DRAWN BY
1	ORIGINAL PRINT	1/2/2020	N. LAWRENCE

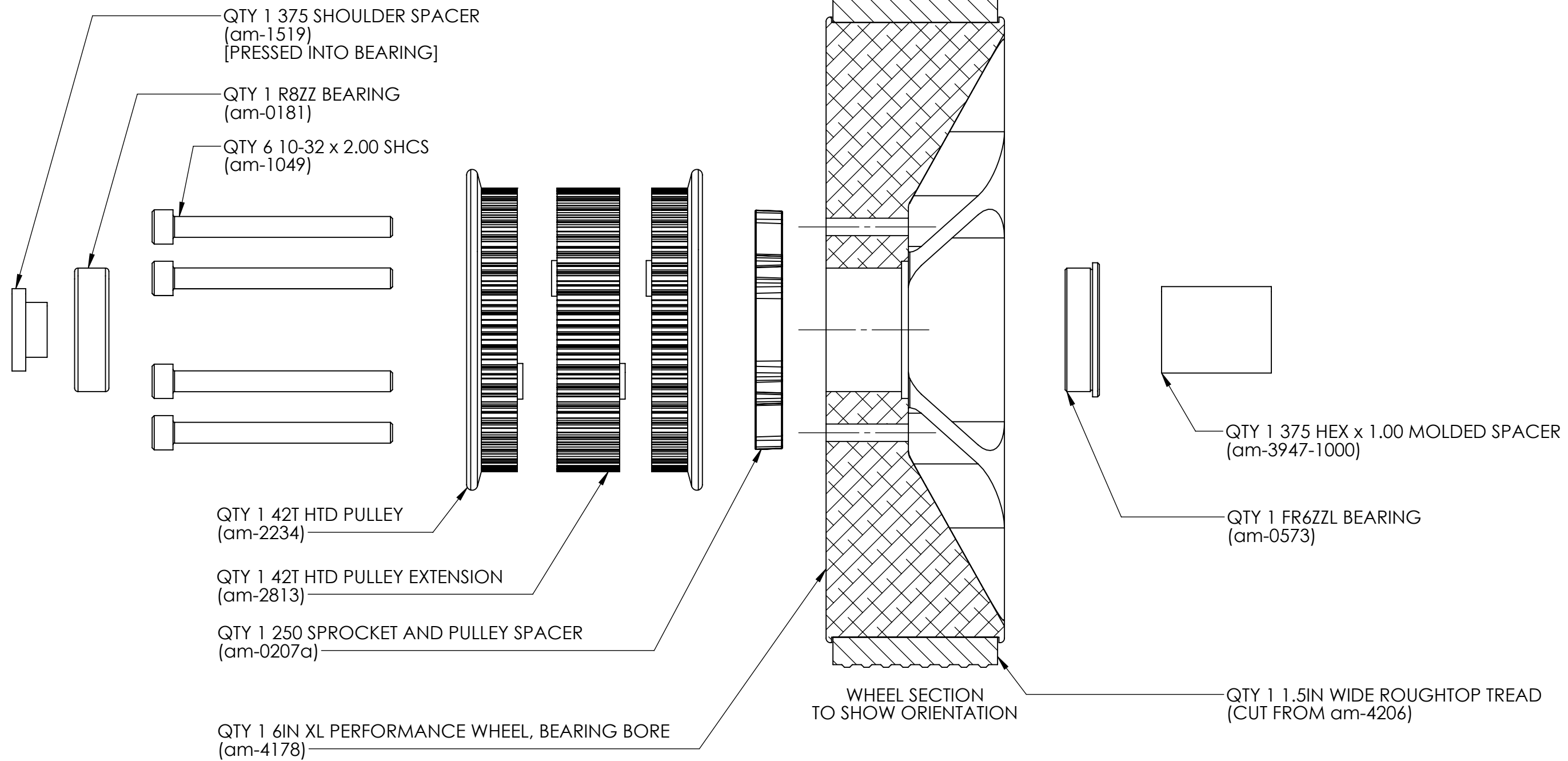


B

B

A

A



*** SEE CAD FOR ADDITIONAL TOOLPATH INFO***

UNLESS OTHERWISE SPECIFIED:		COMMENTS:			
DIMENSIONS ARE IN INCHES		DUAL DIMENSIONS ARE IN MILLIMETERS.			
TOLERANCES:		BREAK ALL SHARP EDGES.		TITLE:	
FRACTIONAL	±1/16			AM14U4 PW6XL	
ANGULAR: MACH	±1°			CORNER WHEEL LAYOUT	
ANGULAR: BEND	±5°			SIZE	DWG. NO.
ONE PLACE DECIMAL	±0.1			A	AM14U4_PW6XL
TWO PLACE DECIMAL	±0.01			SCALE: 1:1	SHEET 1 OF 3
THREE PLACE DECIMAL	±0.005				
FOUR PLACE DECIMAL	±0.0005				
MATERIAL		CHECKED	NAME	DATE	REV
FINISH		ENG APPR.			1
DO NOT SCALE DRAWING		MFG APPR.			
		Q.A.			

4

3

2

1

4

3

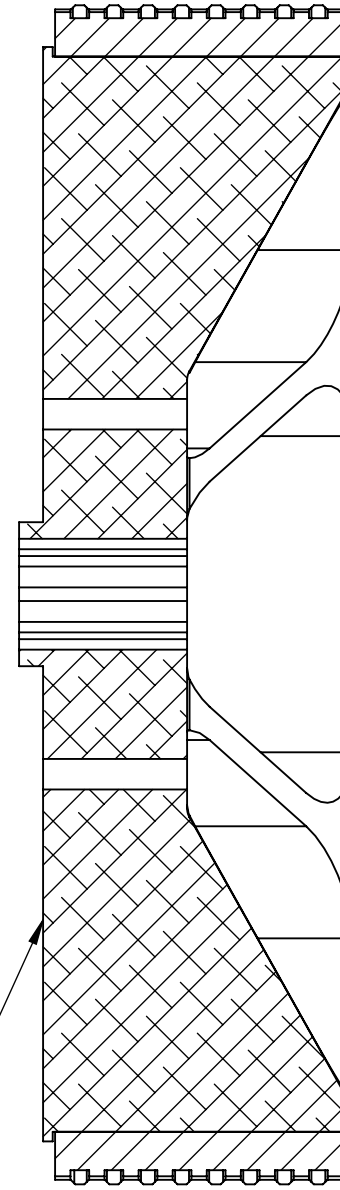
2

1

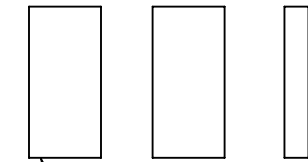
REVISION HISTORY			
REV.	DESCRIPTION	DATE	DRAWN BY
1	ORIGINAL PRINT	1/2/2020	N. LAWRENCE



- QTY 2 500 HEX x .125 SPACER (am-3948-125)
- QTY 1 FR8ZZ HEX BEARING (am-2986)
- QTY 6 10-32 x 2.00 SHCS (am-1049)
- QTY 1 42T HTD PULLEY (am-2234)
- QTY 1 42T HTD PULLEY EXTENSION (am-2813)
- QTY 1 250 SPROCKET AND PULLEY SPACER (am-0207a)
- QTY 1 6IN XL PERFORMANCE WHEEL, 500 HEX (am-4177)



WHEEL SECTION TO SHOW ORIENTATION



QTY 2 500 HEX x .375 SPACER (am-3948-375)

QTY 1 1.5IN WIDE ROUGHTOP TREAD (CUT FROM am-4206)

*** SEE CAD FOR ADDITIONAL TOOLPATH INFO***

UNLESS OTHERWISE SPECIFIED:		COMMENTS:			
DIMENSIONS ARE IN INCHES		DUAL DIMENSIONS ARE IN MILLIMETERS.			
TOLERANCES:		BREAK ALL SHARP EDGES.		TITLE:	
FRACTIONAL	±1/16			AM14U4 PW6XL	
ANGULAR: MACH	±1°			CENTRE WHEEL LAYOUT	
ANGULAR: BEND	±5°			SIZE	DWG. NO.
ONE PLACE DECIMAL	±0.1			A	AM14U4_PW6XL
TWO PLACE DECIMAL	±0.01			SCALE: 1:1	SHEET 2 OF 3
THREE PLACE DECIMAL	±0.005				
FOUR PLACE DECIMAL	±0.0005				
MATERIAL		CHECKED	NAME	DATE	REV
FINISH		ENG APPR.			1
DO NOT SCALE DRAWING		MFG APPR.			
		Q.A.			

4

3

2

1

B

B

A

A

4

3

2

1

REVISION HISTORY			
REV.	DESCRIPTION	DATE	DRAWN BY
1	ORIGINAL PRINT	1/2/2020	N. LAWRENCE

QTY 12 1/4-20 x 0.75 TFS
(am-1310)

QTY 2 3/8-16 NYLOCK NUT
(am-1054)

QTY 1 CENTRE WHEEL ASSEMBLY
(SEE PAGE 2)

QTY 6 3.375IN CHURRO
(am-2569)

QTY 2 800-5M-15 HTD BELT
(am-2266 or am-4152)

QTY 2 CORNER WHEEL ASSEMBLY
(SEE PAGE 1)

QTY 1 FR8ZZ HEX BEARING
(am-2986)

QTY 2 3/8-16 x 4.25 HEX BOLT
(am-1297)

32.0

5.16

2.10

*** SEE CAD FOR ADDITIONAL TOOLPATH INFO***

UNLESS OTHERWISE SPECIFIED:

DIMENSIONS ARE IN INCHES

TOLERANCES:	
FRACTIONAL	±1/16
ANGULAR: MACH	±1°
ANGULAR: BEND	±5°
ONE PLACE DECIMAL	±0.1
TWO PLACE DECIMAL	±0.01
THREE PLACE DECIMAL	±0.005
FOUR PLACE DECIMAL	±0.0005
MATERIAL	
FINISH	
DO NOT SCALE DRAWING	

COMMENTS:

DUAL DIMENSIONS ARE IN MILLIMETERS.

BREAK ALL SHARP EDGES.



TITLE:
**AM14U4 PW6XL
POWERTRAIN LAYOUT**

CHECKED	NAME	DATE
ENG APPR.		
MFG APPR.		
Q.A.		

SIZE	DWG. NO.	REV
A	AM14U4_PW6XL	1
SCALE: 1:3.5		SHEET 3 OF 3

4

3

2

1

B

B

A

A